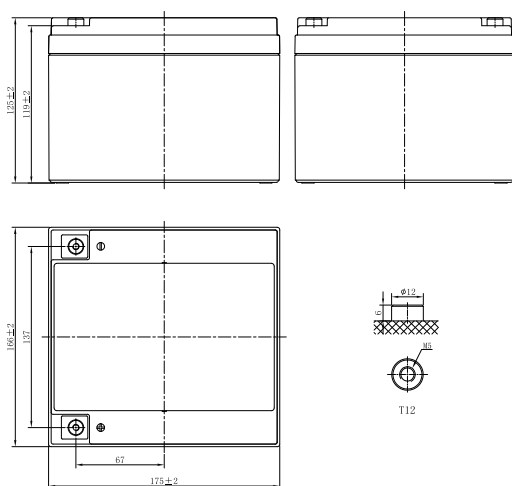


KB12260-M5 12V 26Ah



CHARACTERISTICS

Item	Specifications	
Rated Voltage	12V	
Nominal Capacity (25°C)	$C_{20}, 1.75V/cell$	26Ah
Dimension	Length	166mm (6.54inches)
	Width	175mm (6.89inches)
	Container Height	125mm (4.92inches)
	Total Height	125mm (4.92inches)
Approx Weight	7.80kg (17.2lbs)	
Terminal	T12/T12-I(M5)	
Container Material	ABS (UL94 HB or V-0 optional)	
Short-circuit current	650 A	
Internal Resistance (25°C)	Approx 14 mΩ (Fully charged)	
Operating Temp. Range	Discharge	-15~50°C (5~122°F)
	Charge	-20~40°C (-4~104°F)
	Storage	-15~40°C (5~104°F)
Nominal Operating Temp. Range	25±3°C (77±5°F)	
Max. Charging Current (25°C)	0.3C	
Charge voltage (25°C)	Standby Use	Cycle Use
	2.25-2.30V/cell	2.35-2.45V/cell
Temp. Coefficient	-3mV/cell/°C	-5mV/cell/°C
	40°C (104°F)	103%
Effect of temp. to Capacity	25°C (77°F)	100%
	0°C (32°F)	86%
	Self Discharge	≤3% per month at 25°C (77°F). KB series batteries may be stored up to 6 months at 25°C (77°F) and then a freshening charge is required. For higher temperatures the time interval will be shorter.

DISCHARGE TABLE

Constant Current Discharge (Amperes) at 25°C (77°F)																
F.V/Time	5min	10min	15min	20min	30min	45min	1h	1.5h	2h	3h	4h	5h	6h	8h	10h	20h
1.85V/cell	69.9	51.1	38.8	33.1	24.8	18.2	14.5	10.8	8.56	6.18	4.92	4.25	3.64	2.87	2.40	1.27
1.80V/cell	75.1	54.2	40.7	34.4	25.6	18.7	14.8	11.0	8.72	6.28	5.00	4.31	3.70	2.91	2.44	1.29
1.75V/cell	79.2	56.3	42.0	35.3	26.2	19.1	15.1	11.2	8.88	6.38	5.06	4.37	3.74	2.94	2.46	1.30
1.70V/cell	82.9	58.6	43.4	36.4	26.9	19.5	15.4	11.4	9.01	6.47	5.13	4.43	3.78	2.97	2.48	1.31
1.67V/cell	85.8	60.3	44.5	37.1	27.4	19.8	15.6	11.6	9.11	6.54	5.18	4.46	3.82	2.99	2.50	1.32
1.60V/cell	91.0	62.8	46.0	38.2	28.1	20.3	16.0	11.8	9.29	6.66	5.27	4.54	3.87	3.04	2.53	1.34
Constant Power Discharge (Watts/cell) at 25°C (77°F)																
F.V/Time	5min	10min	15min	20min	30min	45min	1h	1.5h	2h	3h	4h	5h	6h	8h	10h	20h
1.85V/cell	132.2	97.3	74.2	63.7	47.9	35.2	28.2	21.1	16.8	12.1	9.70	8.39	7.20	5.68	4.77	2.54
1.80V/cell	140.8	102.4	77.4	65.9	49.2	36.1	28.8	21.4	17.0	12.3	9.82	8.50	7.30	5.76	4.84	2.57
1.75V/cell	146.7	105.7	79.5	67.3	50.3	36.7	29.2	21.8	17.3	12.5	9.94	8.60	7.38	5.82	4.88	2.60
1.70V/cell	152.1	109.2	81.7	68.9	51.3	37.4	29.7	22.1	17.5	12.6	10.1	8.70	7.45	5.87	4.93	2.62
1.67V/cell	156.1	111.7	83.4	70.2	52.1	37.9	30.1	22.3	17.7	12.8	10.1	8.76	7.52	5.92	4.96	2.64
1.60V/cell	162.4	114.9	85.7	71.9	53.2	38.6	30.6	22.7	18.0	13.0	10.3	8.88	7.61	5.99	5.02	2.67

APPLICATIONS

- Uninterruptable Power Supply (UPS)
- Electric Power System (EPS)
- Emergency backup power supply
- Alarm and security system
- Communication power supply
- DC power supply
- Auto control system

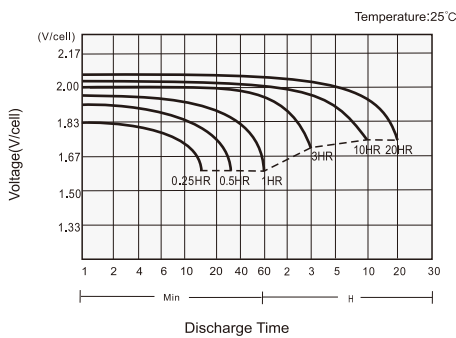
GENERAL FEATURES

- 5 years design life (25°C)
- Lead calcium alloy, sealed design, no watering required
- Puncture resistant micro-porous glass mat separators extend life
- Unique technology optimizes power capacity, cell consistency, and long-term reliability
- Designed for a wide range of applications

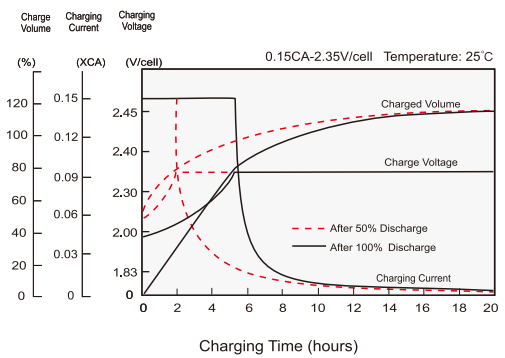
STANDARDS

- Compliance with IEC 60896 standards, EU Battery Directive
- UL, CE Approved
- Manufactured under ISO 45001, ISO 9001, and ISO 14001 standards.

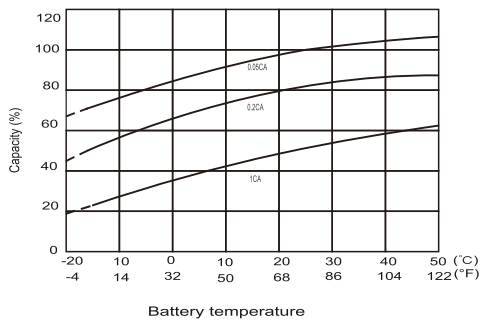
Discharge Characteristics



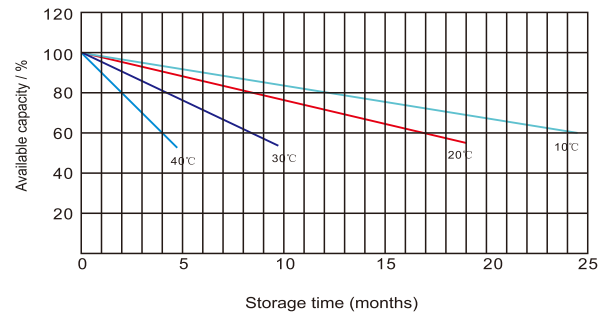
Charging Characteristics



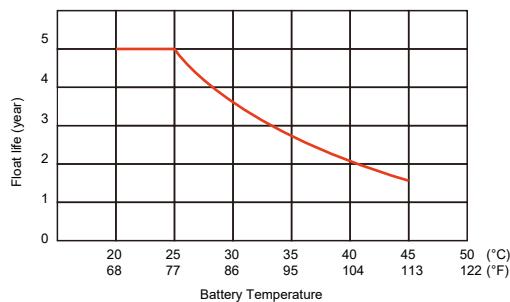
Effects of Temperature on Capacity



Self Discharge Characteristics



Float service life



Cycle Service Life in relation to the Depth of discharge

