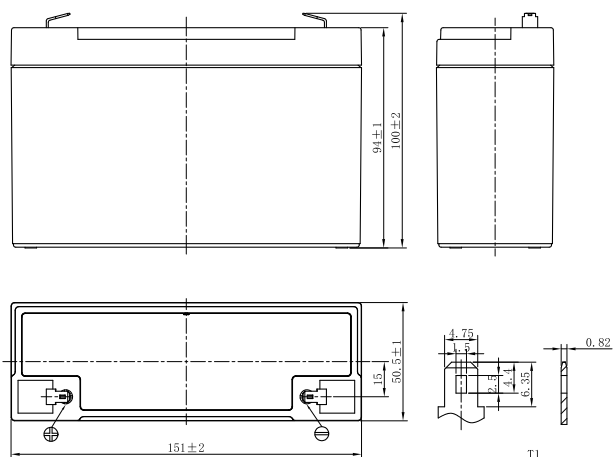


KB610-F1 6V 10Ah



CHARACTERISTICS

Item	Specifications	
Rated Voltage	6V	
Nominal Capacity (25°C)	$C_{20}, 1.75V/cell$	10Ah
Dimension	Length	151mm (5.94inches)
	Width	50.5mm (1.99inches)
	Container Height	94mm (3.70inches)
	Total Height	100mm (3.94inches)
Approx Weight	1.54kg (3.40lbs)	
Terminal	T1/T2	
Container Material	ABS (UL94 HB or V-0 optional)	
Short-circuit current	280A	
Internal Resistance (25°C)	Approx 11 mΩ (Fully charged)	
Operating Temp. Range	Discharge	-15~50°C (5~122°F)
	Charge	-20~40°C (-4~104°F)
	Storage	-15~40°C (5~104°F)
Nominal Operating Temp. Range	25±3°C (77±5°F)	
Max. Charging Current (25°C)	0.3C	
Charge voltage (25°C)	Standby Use	Cycle Use
	2.25-2.30V/cell	2.35-2.45V/cell
Temp. Coefficient	-3mV/cell/°C	
	40°C (104°F)	103%
Effect of temp. to Capacity	25°C (77°F)	100%
	0°C (32°F)	86%
	≤3% per month at 25°C (77°F). KB series batteries may be stored up to 6 months at 25°C (77°F) and then a freshening charge is required. For higher temperatures the time interval will be shorter.	
Self Discharge		

DISCHARGE TABLE

Constant Current Discharge (Amperes) at 25°C (77°F)																
F.V/Time	5min	10min	15min	20min	30min	45min	1h	1.5h	2h	3h	4h	5h	6h	8h	10h	20h
1.85V/cell	27.2	20.0	15.9	13.0	9.64	7.07	5.78	4.35	3.41	2.45	1.95	1.66	1.42	1.11	0.910	0.490
1.80V/cell	29.5	21.0	16.5	13.4	9.88	7.21	5.89	4.43	3.46	2.49	1.98	1.68	1.44	1.13	0.921	0.495
1.75V/cell	31.9	22.1	17.1	13.8	10.1	7.36	6.00	4.50	3.52	2.53	2.00	1.70	1.46	1.14	0.932	0.500
1.70V/cell	34.3	23.1	17.7	14.2	10.3	7.50	6.10	4.57	3.57	2.56	2.03	1.72	1.48	1.16	0.943	0.505
1.67V/cell	35.7	23.7	18.1	14.4	10.5	7.59	6.16	4.62	3.61	2.58	2.05	1.74	1.49	1.17	0.950	0.508
1.60V/cell	38.9	25.2	18.9	15.0	10.8	7.79	6.31	4.72	3.68	2.64	2.09	1.77	1.51	1.18	0.965	0.516
Constant Power Discharge (Watts/cell) at 25°C (77°F)																
F.V/Time	5min	10min	15min	20min	30min	45min	1h	1.5h	2h	3h	4h	5h	6h	8h	10h	20h
1.85V/cell	51.7	38.3	30.5	24.9	18.6	13.7	11.2	8.50	6.68	4.82	3.84	3.27	2.81	2.21	1.81	0.980
1.80V/cell	55.8	40.0	31.5	25.6	19.0	13.9	11.4	8.62	6.76	4.88	3.89	3.31	2.84	2.24	1.83	0.990
1.75V/cell	59.8	41.7	32.5	26.2	19.4	14.2	11.6	8.73	6.85	4.94	3.94	3.35	2.87	2.26	1.85	1.00
1.70V/cell	63.9	43.5	33.5	26.9	19.7	14.4	11.7	8.85	6.94	5.00	3.98	3.39	2.91	2.29	1.87	1.01
1.67V/cell	66.3	44.5	34.1	27.3	20.0	14.5	11.8	8.92	6.99	5.04	4.01	3.41	2.92	2.30	1.88	1.02
1.60V/cell	71.5	46.8	35.4	28.2	20.5	14.8	12.1	9.08	7.11	5.12	4.07	3.47	2.97	2.34	1.91	1.03

APPLICATIONS

- Uninterruptable Power Supply (UPS)
- Electric Power System (EPS)
- Emergency backup power supply
- Alarm and security system
- Communication power supply
- DC power supply
- Auto control system

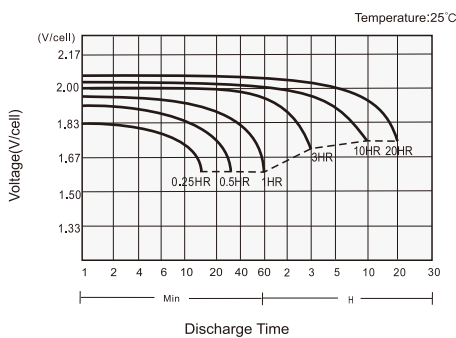
GENERAL FEATURES

- 5 years design life (25°C)
- Lead calcium alloy, sealed design, no watering required
- Puncture resistant micro-porous glass mat separators extend life
- Unique technology optimizes power capacity, cell consistency, and long-term reliability
- Designed for a wide range of applications

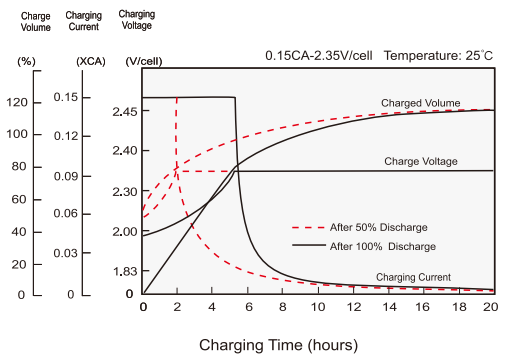
STANDARDS

- Compliance with IEC 60896 standards, EU Battery Directive
- UL, CE Approved
- Manufactured under ISO 45001, ISO 9001, and ISO 14001 standards.

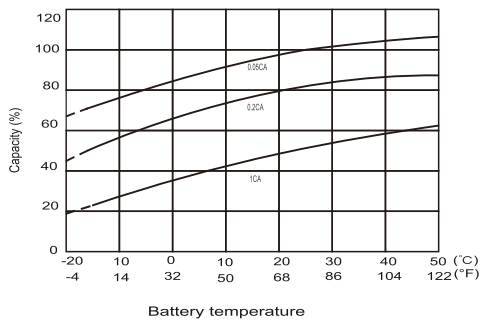
Discharge Characteristics



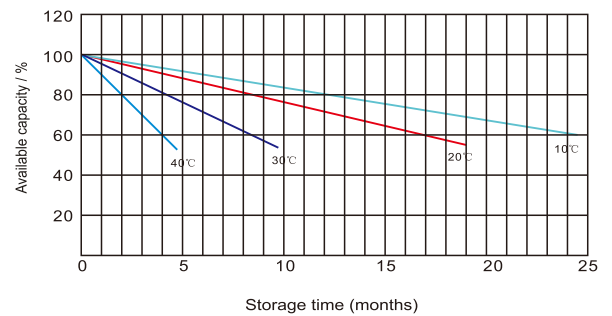
Charging Characteristics



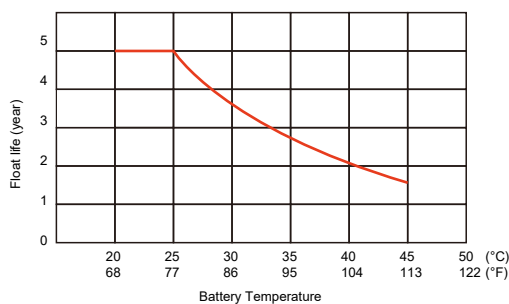
Effects of Temperature on Capacity



Self Discharge Characteristics



Float service life



Cycle Service Life in relation to the Depth of discharge

