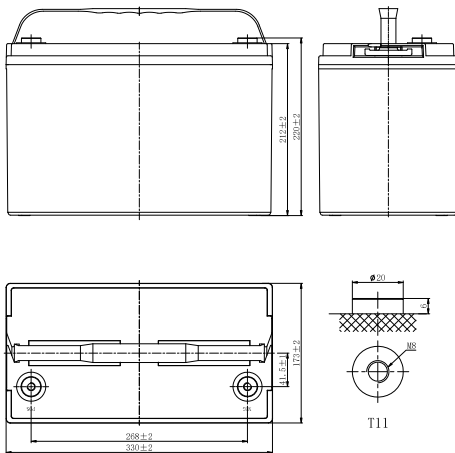


KBL121000-M8 12V 100Ah



CHARACTERISTICS

Item	Specifications	
Rated Voltage	12V	
Nominal Capacity (25°C)	C_{10} 1.80V/cell	100Ah
Dimension	Length	330mm (13.0inches)
	Width	173mm (6.81inches)
	Container Height	212mm (8.35inches)
	Total Height	220mm (8.66inches)
Approx Weight	30.5kg (67.2lbs)	
Terminal	T11(M8)	
Container Material	ABS (UL94 HB or V-0 optional)	
Short-circuit current	2000A	
Internal Resistance (25°C)	Approx 5 mΩ (Fully charged)	
Operating Temp. Range	Discharge	-15~50°C (5~122°F)
	Charge	-20~40°C (-4~104°F)
	Storage	-15~40°C (5~104°F)
Nominal Operating Temp. Range	25±3°C (77±5°F)	
Max.Charging Current (25°C)	0.3C	
Charge voltage (25°C)	Float Charge	Equalization Charge
	2.25-2.30V/cell	2.35-2.40V/cell
Temp. Coefficient	-3mV/cell/°C	-5mV/cell/°C
	40°C (104°F)	103%
Effect of temp. to Capacity	25°C (77°F)	100%
	0°C (32°F)	86%
	≤3% per month at 25°C (77°F). KBL series batteries may be stored up to 6 months at 25°C (77°F) and then a freshening charge is required. For higher temperatures the time interval will be shorter.	
Self Discharge		

DISCHARGE TABLE

Constant Current Discharge (Amperes) at 25°C (77°F)														
F.V/Time	10min	15min	20min	30min	45min	1h	2h	3h	4h	5h	6h	8h	10h	20h
1.85V/cell	140.5	121.9	100.4	78.8	58.9	50.9	31.7	23.2	18.2	15.8	13.9	10.7	9.55	5.07
1.80V/cell	159.5	138.1	112.0	85.8	62.4	52.7	32.7	25.2	19.4	16.6	15.0	11.3	10.0	5.25
1.75V/cell	173.0	149.5	118.6	87.6	64.6	55.3	34.4	25.7	19.8	16.9	15.1	11.4	10.1	5.30
1.70V/cell	184.5	158.8	124.1	89.3	65.9	56.4	35.1	26.2	20.2	17.2	15.2	11.5	10.2	5.36
1.67V/cell	190.3	163.4	127.1	90.7	66.9	57.3	35.6	26.4	20.5	17.6	15.3	11.7	10.3	5.42
1.60V/cell	196.8	168.5	130.3	92.0	67.9	58.1	36.1	26.7	20.7	17.8	15.4	11.8	10.5	5.49

Constant Power Discharge (Watts/cell) at 25°C (77°F)														
F.V/Time	10min	15min	20min	30min	45min	1h	2h	3h	4h	5h	6h	8h	10h	20h
1.85V/cell	264.4	230.7	190.7	150.7	113.2	98.5	61.6	45.4	35.7	31.1	27.5	21.3	19.0	10.1
1.80V/cell	295.8	258.1	210.4	162.7	119.2	101.4	63.3	49.0	38.0	32.6	29.5	22.3	19.9	10.4
1.75V/cell	315.7	275.4	220.1	164.8	122.7	106.0	66.3	49.9	38.6	33.1	29.6	22.4	20.0	10.5
1.70V/cell	331.9	289.6	228.2	166.7	124.3	107.5	67.4	50.6	39.1	33.5	29.7	22.7	20.2	10.6
1.67V/cell	337.2	294.3	231.1	167.9	125.4	108.5	68.1	50.9	39.6	34.1	29.8	23.0	20.4	10.7
1.60V/cell	342.0	298.4	233.5	168.6	126.1	109.3	68.6	51.1	39.9	34.4	29.9	23.2	20.6	10.9

APPLICATIONS

- UPS and EPS
- Emergency light
- Railway signal and aircraft signal system
- Marine and power stations
- Alarm and security system
- Electronic apparatus and equipment
- Communication power supply, DC power supply

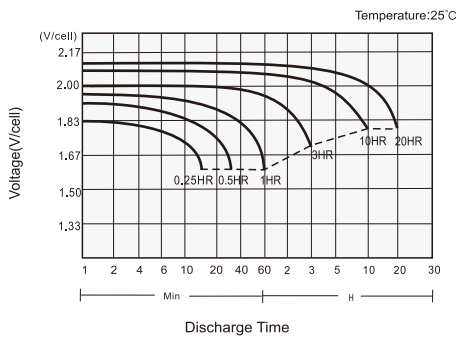
GENERAL FEATURES

- 12 years design life (25°C)
- Lead calcium alloy, sealed design, no watering required
- Puncture resistant micro-porous glass mat separators extend life
- Unique technology optimizes power capacity, cell consistency, and long-term reliability
- Designed for a wide range of applications

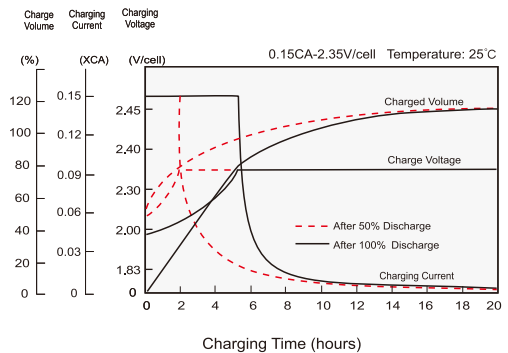
STANDARDS

- Compliance with IEC 60896 standards, EU Battery Directive
- UL, CE Approved
- Manufactured under ISO 45001, ISO 9001, and ISO 14001 standards.

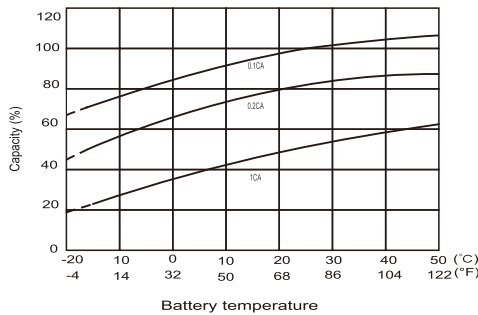
Discharge Characteristics



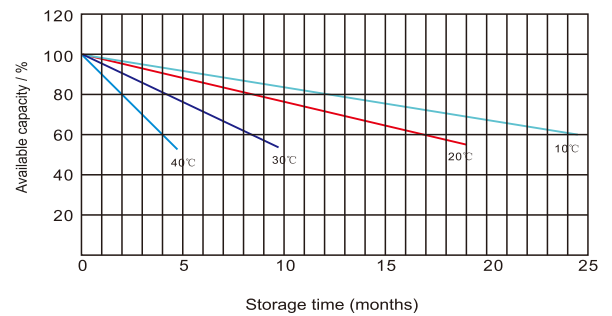
Charging Characteristics



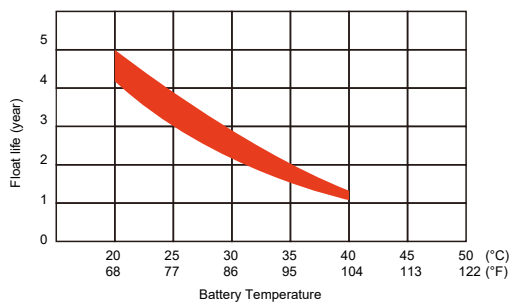
Effects of Temperature on Capacity



Self Discharge Characteristics



Float service life



Cycle Service Life in relation to the Depth of discharge

