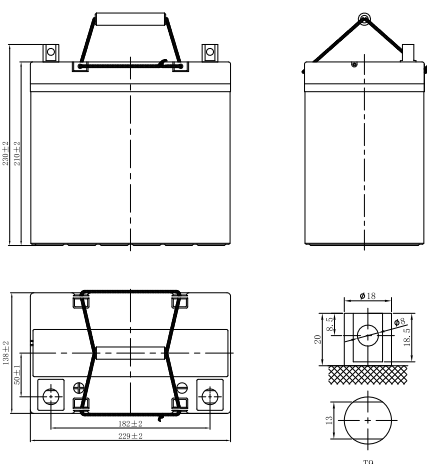


# KBL12550-M6 12V 55Ah



## CHARACTERISTICS

Item	Specifications	
Rated Voltage	12V	
Nominal Capacity (25°C)	$C_{10}, 1.80V/cell$	55Ah
Dimension	Length	229mm (9.02inches)
	Width	138mm (5.43inches)
	Container Height	210mm (8.27inches)
	Total Height	230mm (9.06inches)
Approx Weight	18.0kg (39.7lbs)	
Terminal	T9	
Container Material	ABS (UL94 HB or V-0 optional)	
Short-circuit current	1265A	
Internal Resistance (25°C)	Approx 9 mΩ (Fully charged)	
Operating Temp. Range	Discharge	-15~50°C (5~122°F)
	Charge	-20~40°C (-4~104°F)
	Storage	-15~40°C (5~104°F)
Nominal Operating Temp. Range	25±3°C (77±5°F)	
Max.Charging Current (25°C)	0.3C	
Charge voltage (25°C)	Float Charge	Equalization Charge
	2.25-2.30V/cell	2.35-2.40V/cell
Temp. Coefficient	-3mV/cell/°C	
	-5mV/cell/°C	
Effect of temp. to Capacity	40°C (104°F)	103%
	25°C (77°F)	100%
	0°C (32°F)	86%
Self Discharge	≤3% per month at 25°C (77°F). KBL series batteries may be stored up to 6 months at 25°C (77°F) and then a freshening charge is required. For higher temperatures the time interval will be shorter.	

## DISCHARGE TABLE

Constant Current Discharge (Amperes) at 25°C (77°F)														
F.V/Time	10min	15min	20min	30min	45min	1h	2h	3h	4h	5h	6h	8h	10h	20h
1.85V/cell	83.0	72.0	56.6	50.6	37.0	31.3	19.1	14.0	11.0	9.54	8.41	6.47	5.36	2.84
1.80V/cell	94.2	81.5	64.0	55.1	39.2	32.5	19.7	15.2	11.7	10.0	9.03	6.80	5.50	2.95
1.75V/cell	102.2	88.3	69.1	56.2	40.6	34.1	20.8	15.5	12.0	10.2	9.10	6.84	5.67	2.97
1.70V/cell	108.9	93.8	73.2	57.3	41.4	34.7	21.2	15.8	12.2	10.4	9.15	6.94	5.72	3.00
1.67V/cell	112.4	96.5	75.2	58.2	42.0	35.3	21.5	15.9	12.3	10.6	9.19	7.04	5.80	3.04
1.60V/cell	116.2	99.5	77.2	59.0	42.6	35.8	21.8	16.1	12.5	10.7	9.26	7.13	5.86	3.08
Constant Power Discharge (Watts/cell) at 25°C (77°F)														
F.V/Time	10min	15min	20min	30min	45min	1h	2h	3h	4h	5h	6h	8h	10h	20h
1.85V/cell	156.1	136.2	107.6	96.7	71.1	60.6	37.1	27.4	21.6	18.8	16.6	12.8	10.7	5.66
1.80V/cell	174.7	152.4	120.4	104.4	74.9	62.4	38.2	29.6	22.9	19.7	17.8	13.5	11.1	5.86
1.75V/cell	186.4	162.7	128.5	105.8	77.1	65.2	40.0	30.1	23.3	20.0	17.9	13.5	11.2	5.91
1.70V/cell	196.0	171.0	135.1	107.0	78.1	66.2	40.7	30.5	23.6	20.2	17.9	13.7	11.3	5.96
1.67V/cell	199.2	173.8	137.3	107.7	78.8	66.8	41.1	30.7	23.9	20.6	18.0	13.8	11.5	6.03
1.60V/cell	201.9	176.2	139.2	108.2	79.2	67.3	41.4	30.8	24.0	20.8	18.0	14.0	11.6	6.09

## APPLICATIONS

- UPS and EPS
- Emergency light
- Railway signal and aircraft signal system
- Marine and power stations
- Alarm and security system
- Electronic apparatus and equipment
- Communication power supply, DC power supply

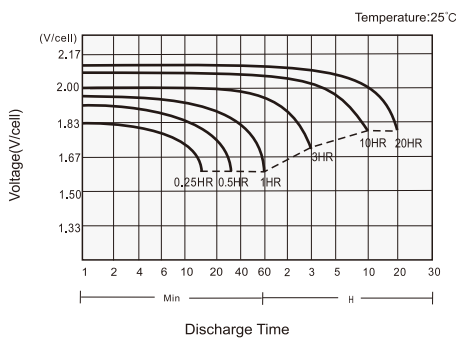
## GENERAL FEATURES

- 12 years design life (25°C)
- Lead calcium alloy, sealed design, no watering required
- Puncture resistant micro-porous glass mat separators extend life
- Unique technology optimizes power capacity, cell consistency, and long-term reliability
- Designed for a wide range of applications

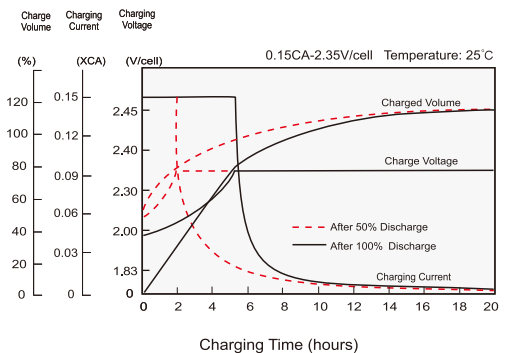
## STANDARDS

- Compliance with IEC 60896 standards, EU Battery Directive
- UL, CE Approved
- Manufactured under ISO 45001, ISO 9001, and ISO 14001 standards.

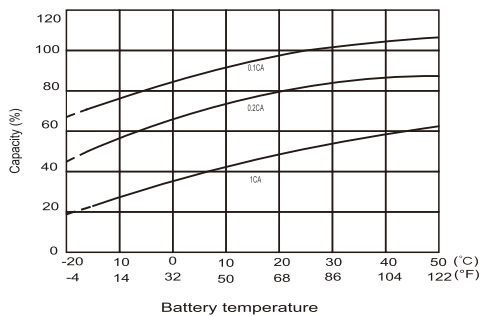
### Discharge Characteristics



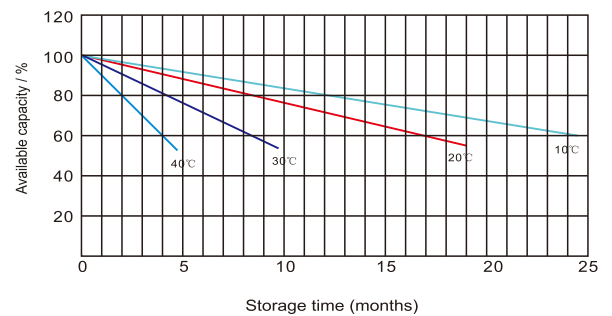
### Charging Characteristics



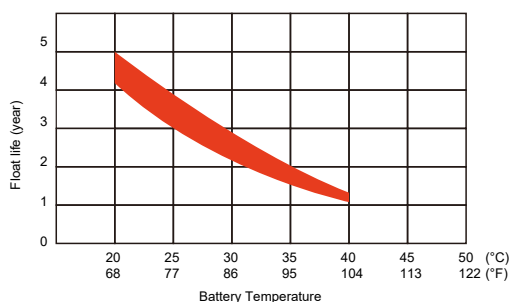
### Effects of Temperature on Capacity



### Self Discharge Characteristics



### Float service life



### Cycle Service Life in relation to the Depth of discharge

